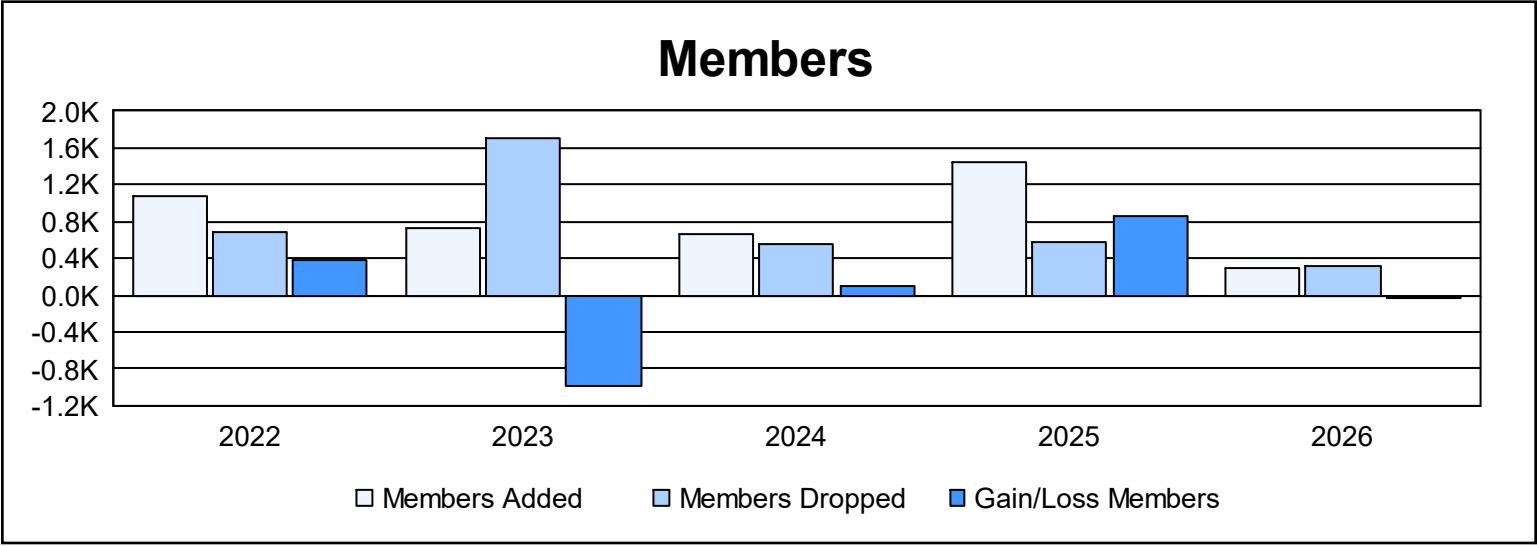
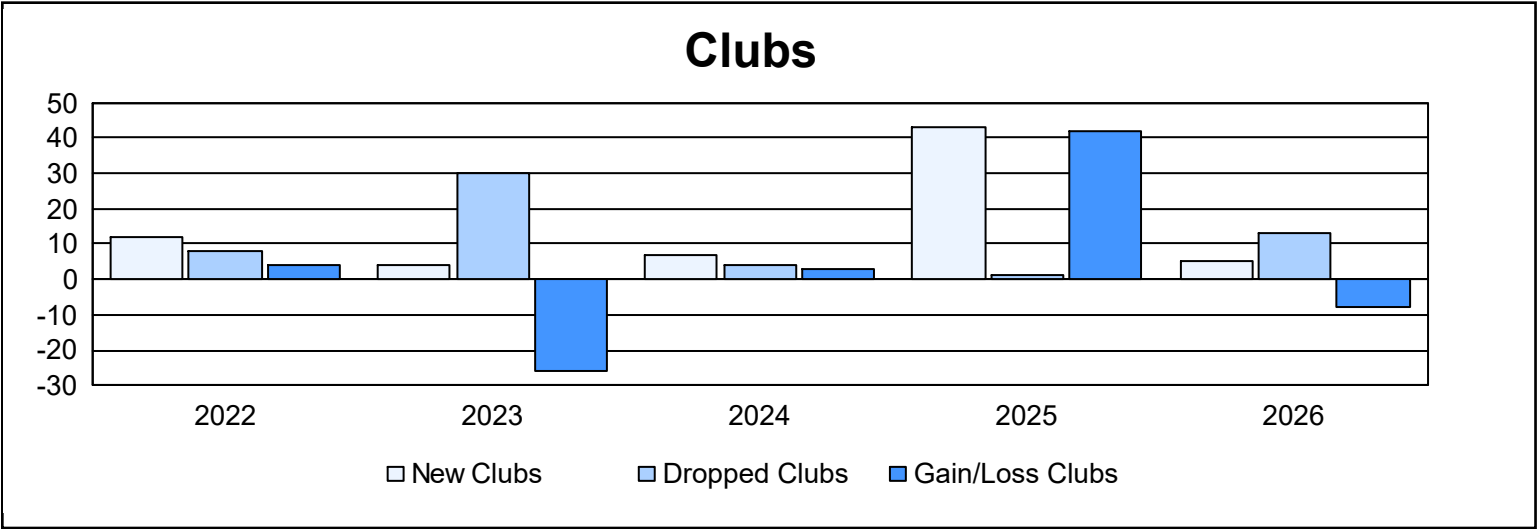
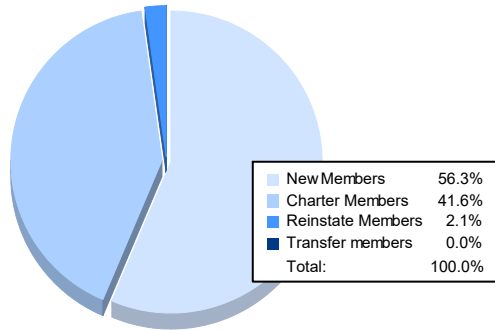


Year	New Clubs	Dropped Clubs	Gain/ Loss Clubs	New Members	Charter Members	Reinstate Members	Transfer Members	Total Member Added	Total Members Dropped	Gain/ Loss Members
2021-2022	12	8	4	338	606	71	61	1,076	688	388
2022-2023	4	30	-26	268	250	192	19	729	1,713	-984
2023-2024	7	4	3	367	231	55	7	660	551	109
2024-2025	43	1	42	290	900	253	0	1,443	575	868
2025-2026	5	13	-8	161	119	6	0	286	309	-23
Average	14	11	3	285	421	115	17	839	767	72



## Membership Composition

### November 2025 Cumulative



## Gender Composition

### November 2025 Cumulative

